


Standard Industrial Round Angled Slide Gate Damper

VentilationComponents.com's round angled slide gate dampers are durable and cost effective.



Application

- Use for tight shut off or balancing of dust and material conveying systems
- Various sizes available, built to suit round ducts and equipment
- Differential pressure ratings ranging from 15inWC to 50inWC available, with higher pressure ratings up to 100inWC available upon request

Features

- Flanged inlet and outlet connections
- Tight sealing positive stop blade
- Seal blade and locking bolts
- Available in a variety of materials

Benefits

- Angled blade is less susceptible to build up of conveyed dust or materials
- Duct can be disconnect on one side to leave branch isolated
- Simple, reliable, and easy to maintain
- Heavy duty construction

Options

Size

Sizes ranging from 8.00in to 48.00in inside flange are available. Larger sizes available upon request.

Pressure rating

Three different pressure ratings are offered: up to 15inWC, up to 30inWC, and up to 50inWC. Custom pressure ratings up to 100inWC are available upon request.

Flange bolt pattern

The flange bolt patterns follow our standard. Different patterns are available upon request.

Materials

A variety of materials are offered to suit different applications.

Primary material

- 304 stainless steel
- 316 stainless steel
- Corten steel
- Carbon steel painted, moderate exposure

Seal blade material

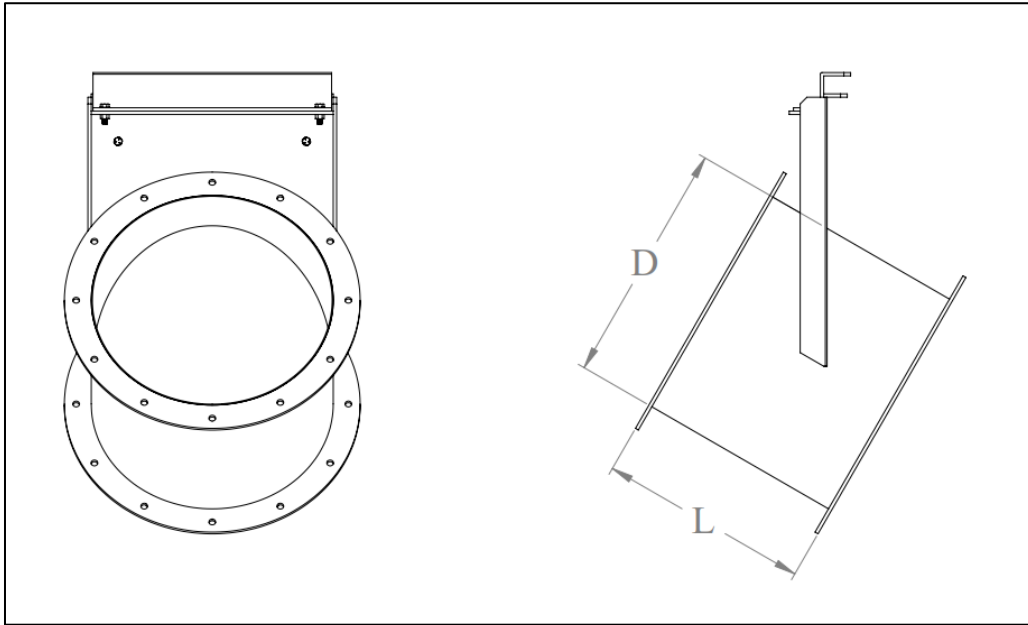
- UMHW plastic

Hardware material

- 304 stainless steel
- 316 stainless steel
- Type 18-8 stainless steel
- Zinc chromate grade 5
- Carbon steel grade 5

Other materials not listed are available upon request.

Data and dimensions

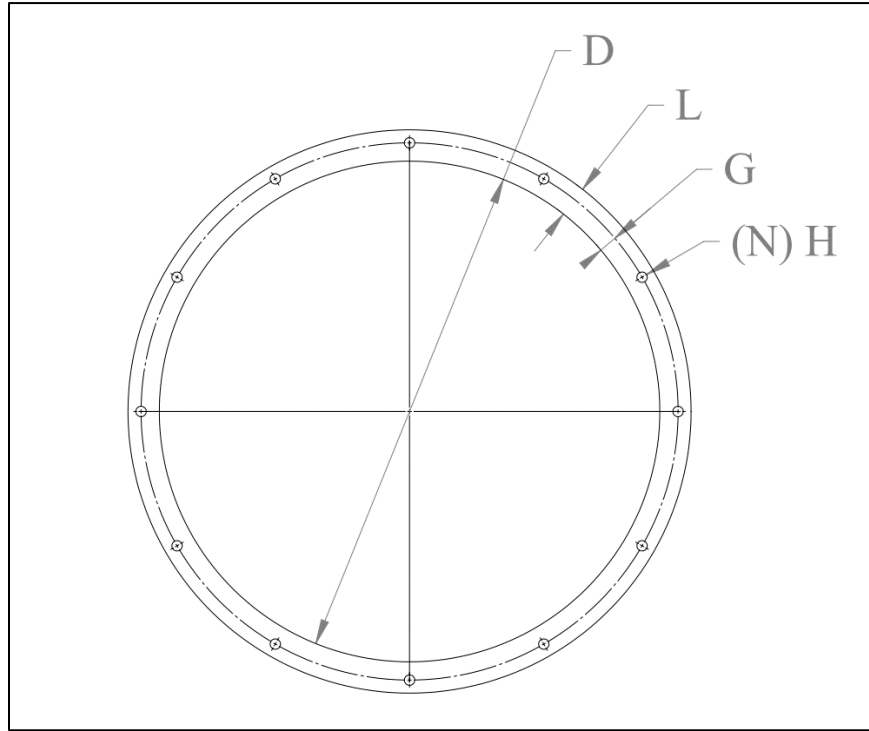


Item Number	"D" Nominal Size		Nominal Pressure Rating	"L" Length
	D _{LOWER}	D _{UPPER}		
	inches	inches	inWC	inches
DA-03-[4.00 to 8.00]-15	4.00	8.00	15	10.00
DA-03-[4.00 to 8.00]-30	4.00	8.00	30	10.00
DA-03-[4.00 to 8.00]-50	4.00	8.00	50	10.00
DA-03-[8.01 to 16.00]-15	8.00	16.00	15	14.50
DA-03-[8.01 to 16.00]-30	8.00	16.00	30	14.50
DA-03-[8.01 to 16.00]-50	8.00	16.00	50	14.50
DA-03-[16.01 to 24.00]-15	16.01	24.00	15	19.25
DA-03-[16.01 to 24.00]-30	16.01	24.00	30	19.25
DA-03-[16.01 to 24.00]-50	16.01	24.00	50	19.25
DA-03-[24.01 to 31.00]-15	24.01	31.00	15	23.25
DA-03-[24.01 to 31.00]-30	24.01	31.00	30	23.25
DA-03-[24.01 to 31.00]-50	24.01	31.00	50	23.25
DA-03-[31.01 to 39.00]-15	31.01	39.00	15	28.00
DA-03-[31.01 to 39.00]-30	31.01	39.00	30	28.00
DA-03-[31.01 to 39.00]-50	31.01	39.00	50	28.00
DA-03-[39.01 to 46.00]-15	39.01	46.00	15	32.75
DA-03-[39.01 to 46.00]-30	39.01	46.00	30	32.75
DA-03-[39.01 to 46.00]-50	39.01	46.00	50	32.75
DA-03-[46.01 to 48.00]-15	46.01	48.00	15	35.00
DA-03-[46.01 to 48.00]-30	46.01	48.00	30	35.00
DA-03-[46.01 to 48.00]-50	46.01	48.00	50	35.00

Notes

1. Nominal Size to be specified by customer.
2. 3D model files and general arrangement drawings with installation details available upon order.

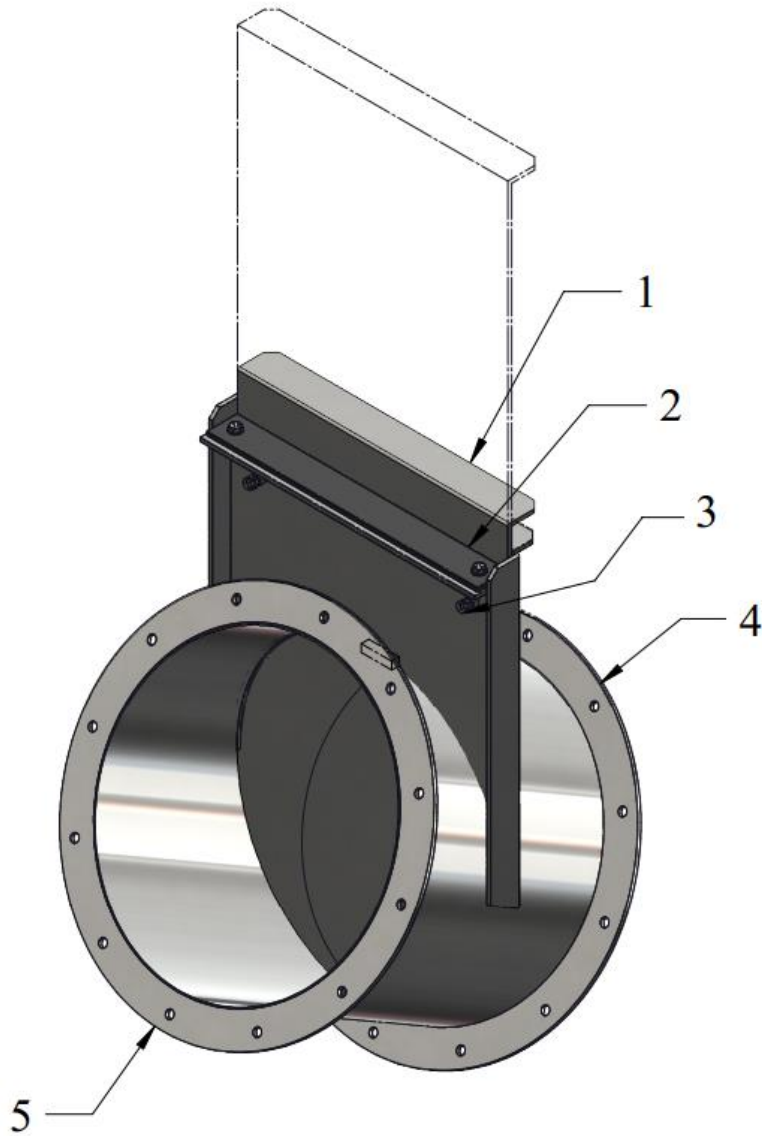
Standard round flange details



"D" Nominal Size		"L" Flange Leg	"G" Gauge	"N" Number of Holes	"H" Hole Diameter	Bolt Size
D _{LOWER} inches	D _{UPPER} inches					
0	8.00	1.50	0.875	4	0.500	3/8
8.01	16.00	1.50	0.875	8	0.500	3/8
16.01	24.00	1.50	0.875	12	0.500	3/8
24.01	31.00	1.50	0.875	16	0.500	3/8
31.01	39.00	2.00	1.125	20	0.500	3/8
39.01	46.00	2.50	1.375	24	0.625	1/2
46.01	54.00	2.50	1.375	28	0.625	1/2
54.01	62.00	2.50	1.375	32	0.625	1/2
62.01	70.00	2.50	1.375	36	0.625	1/2
70.01	78.00	2.50	1.375	40	0.625	1/2
78.01	86.00	3.00	1.750	44	0.625	1/2
86.01	94.00	3.00	1.750	48	0.625	1/2
94.01	101.00	3.00	1.750	52	0.625	1/2
101.01	108.00	4.00	2.250	56	0.625	1/2
108.01	120.00	4.00	2.250	60	0.625	1/2

Notes

1. Holes always land on centerlines.



Parts list

Number	Quantity	Description
1	1	Blade weldment with stop
2	1	Seal blade
3	Varies	Locking bolt
1	1	Outlet flange
2	1	Inlet Flange

Notes

1. All hardware provided, unit is assembled when delivered.

How to order

To fully specify the DA-03 Round Angled Slide Gate Damper, make a selection from the code boxes below.

Example: DA-03-C-2-R-3-30-S, shown below, is a round angled slide gate damper with 316 stainless steel as the primary material, a UMHW plastic seal blade, type 18-8 stainless steel hardware, a 30inWC pressure rating, and our standard bolt pattern. The customer has specified that the damper be 32.00in diameter.

1	2	3	4	5	6	7	8
DA	03	C	2	R	3	30	S
Specifications							
Please build a 32.00in diameter round angled slide gate damper, as specified.							

1	Equipment type		
DA	Damper		
2	Equipment sub-type		
03	Round Angled Slide Gate Damper		
3	Nominal size		
C	Customer Specified Size		
4	Primary material		
1	304 Stainless Steel	4	Painted Carbon Steel, Moderate Exposure
2	316 Stainless Steel	C	Customer Specified Material
3	Corten Steel		
5	Seal blade material		
R	UMHW Plastic	C	Customer Specified Material
6	Hardware material		
1	304 Stainless Steel	4	Zinc Chromate Grade 5
2	316 Stainless Steel	5	Carbon Steel Grade 5
3	Type 18-8 Stainless Steel	C	Customer Specified Material
7	Pressure rating		
15	15inWC, Up to 4500fpm	50	50inWC, Up to 6000fpm
30	30inWC, Up to 5000fpm	C	Customer Specified Pressure Rating
8	Flange bolt pattern		
S	Standard	C	Customer Specified Flange Bolt Pattern

Many types of customizations are available upon request.

Note: There are various factors which should be considered when selecting a damper for a specific application. Some of these factors are outside of the scope of this data sheet. If you have any questions regarding the application, compatibility, or use of this damper, contact VentilationComponents.com for more information.

Contact@VentilationComponents.com